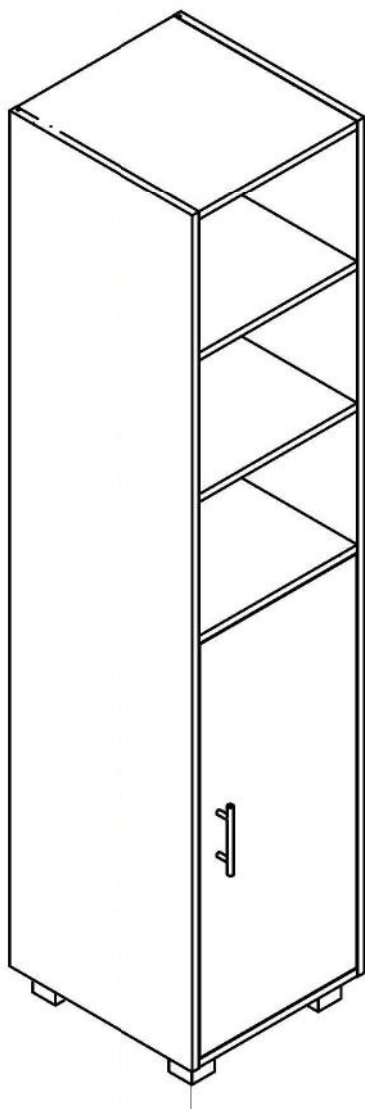
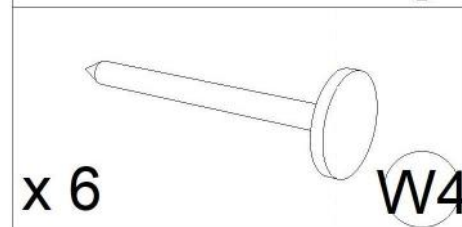
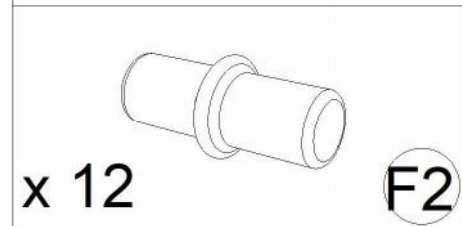
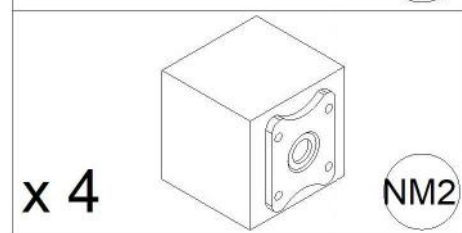
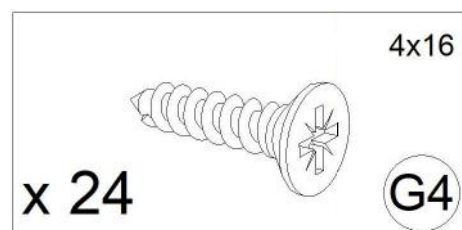

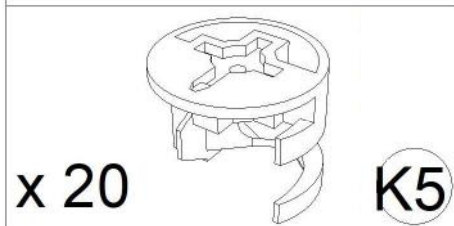
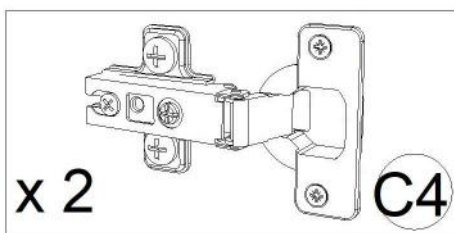
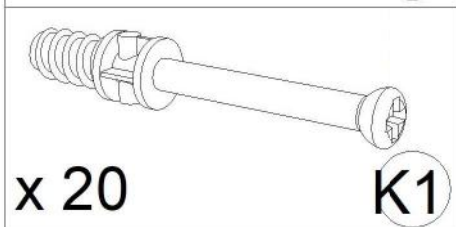
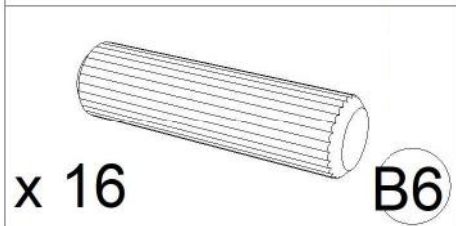
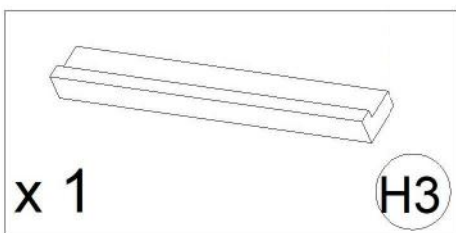
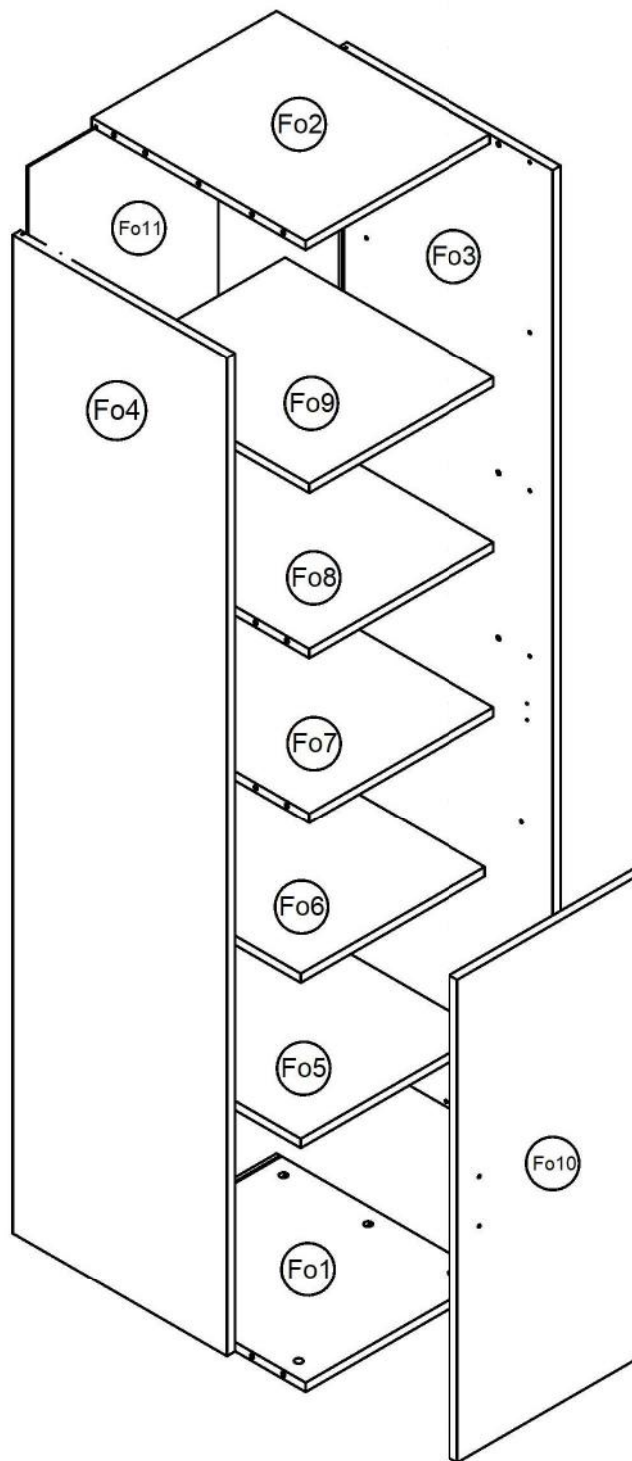


# Regał skl pojedynczy prawy 5p1d Kuba - Instrukcja Montażu



Nr.	Nazwa	Opis	Ilość
1	Kotek drewniany 8x36	B6	16
2	Trzpień mimośrodowy	K1	20
3	Mimośród Ø15x12	K5	20
4	Zaślepka mimośrodowa Ø20	K1z	20
5	Podpora półki Ø5	F2	12
6	Gwóźdź papiakowy	W4	6
7	Zawias wpuszczany	C4	2
8	Uchwyt prosty	H3	1
9	Wkręt 4x16 łeb stożkowy	G4	24
10	Noga meblowa czarna	NM2	4





Nr.	Nazwa części	Ilość	Dłg.	Szer.	Gb.
Fo1	Wieniec Dół	1	480	414	18
Fo2	Wieniec Góra	1	480	414	18
Fo3	Bok Prawy	1	1940	480	18
Fo4	Bok Lewy	1	1940	480	18
Fo5	Półka luz	1	449	414	18
Fo6	Półka luz	1	449	414	18
Fo7	Półka mocowana	1	468	414	18
Fo8	Półka mocowana	1	468	414	18
Fo9	Półka luz	1	468	414	18
Fo10	Front	1	938	410	18
Fo11	Plecy	1	1916	426	3

